

# COVID-PRESTO<sup>®</sup> IgG/IgM rapid serological test

## OPERATING MODE

### KIT CONTENTS

- 25 test cassettes
- 1 bottle of buffer + 1 spare bottle
- 25 lancets
- 25 10 $\mu$ L calibrated pipettes
- 1 instructions for use

Read the instructions for use carefully



Disinfect the patient's fingertip before carrying out the test

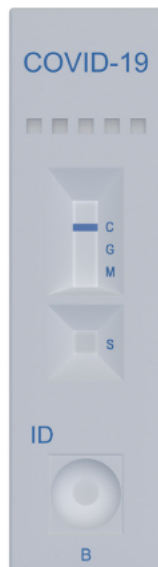


Before the test was carried out, a blue band was present in zone 'C'

Well S



Well B



1

Use the lancet supplied

*If you have the yellow lanceting device, remove the yellow cap by twisting and pulling.*

*For the pink lanceting device, remove the transparent cap.*



2

Prick the side of the clean finger with the lancet, pressing hard

*If you are in possession of the yellow lanceting device, place the white side on the patient's finger.*

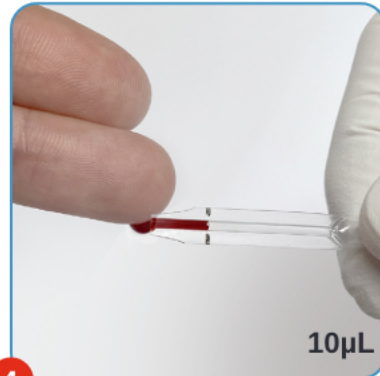
*For the pink lanceting device, place the red side on the patient's finger.*



3

Forming a large drop of blood


*It is easier to draw blood if the arm is in a downward position (hand pointing downwards)*



4

Collect the drop of blood with the pipette held horizontally and fill to the black line

**DO NOT SQUEEZE THE PIPETTE BULB**



5

Squeeze the bulb of the pipette to empty the blood into the **square well S** of the cassette

*Keep the pipette upright and touch the bottom of the well to deposit the blood.*

*If the blood is not expelled from the pipette, plug the small hole in the middle of the black line with the fingers of the other hand and squeeze the bulb.*



6

Immediately add two drops of buffer to **round well B**

*Add a third drop of buffer if no pink streak appears on the cassette*


READING, SEE BACK PAGE

### READING



**WAIT 10 MINUTES BEFORE  
READING THE TEST**

Read the test in natural light or with sufficient illumination to distinguish very weak bands.



**IF THE  
CONTROL STRIP  
REMAINS BLUE,  
THE TEST IS  
INVALID**

### NEGATIVE



### POSITIVE



Presence of IgG

### POSITIVE

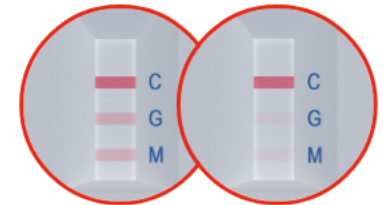


Presence of IgM

### POSITIVE



Presence of IgG/IgM



**INTENSITY  
BANDS RED  
CAN VARY**

### CONTACT